
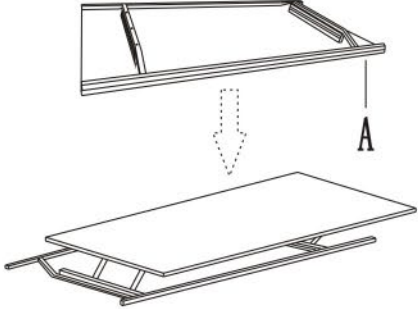
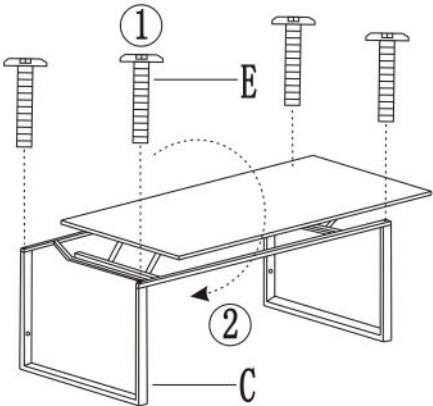
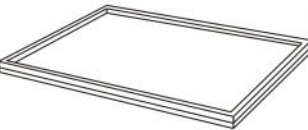
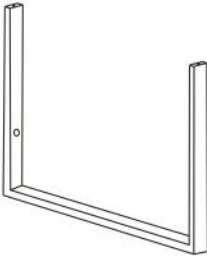
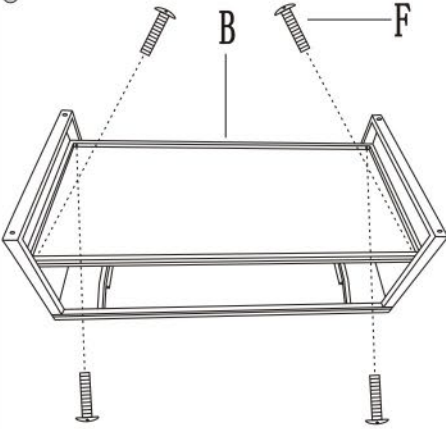
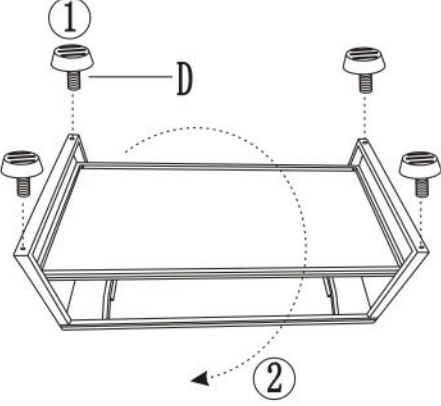

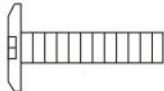
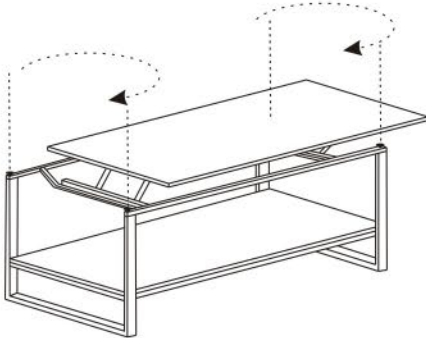
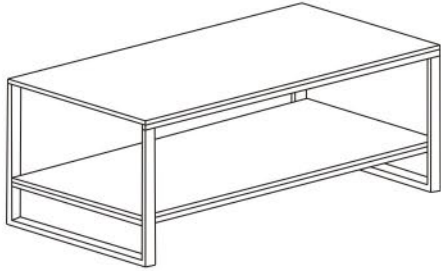
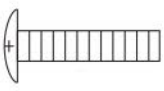


Instrucciones de Montaje • Assemble Instructions • Instruções de Montagem

| | | | | |
|---|---|---------|---|--|
| A |  | 1 UN | <p>1</p>  | <p>2 Don't tighten the screws yet No cierren los tornillos por ahora</p>  |
| B |  | 1 UN | | |
| C |  | 2 UN | <p>3</p>  | <p>4</p>  |
| D |  | 4 UN | | |
| E |  6×30mm | 4 UN | <p>5 Lock the four screws tightly Cierre los 4 tornillos</p>  | <p>6</p>  |
| F |  6×30mm | 4 UN | | |